

Free Snowman Applique Pattern




Make a quick and easy smiling snowman block! Put him on the front of a pillow, on a T-shirt, on a tote bag, a gift bag, a mug rug, a wall hanging. . . he'll go anywhere you want him! You can even combine him with [this Santa block](#). :-)

Find complete instructions to make the block at <http://www.shinyhappyworld.com/2015/11/free-snowman-applique-pattern.html>

Best,
Wendi

Regular orientation

Use for needle turn applique and as a reference for positioning the pieces using other applique methods.

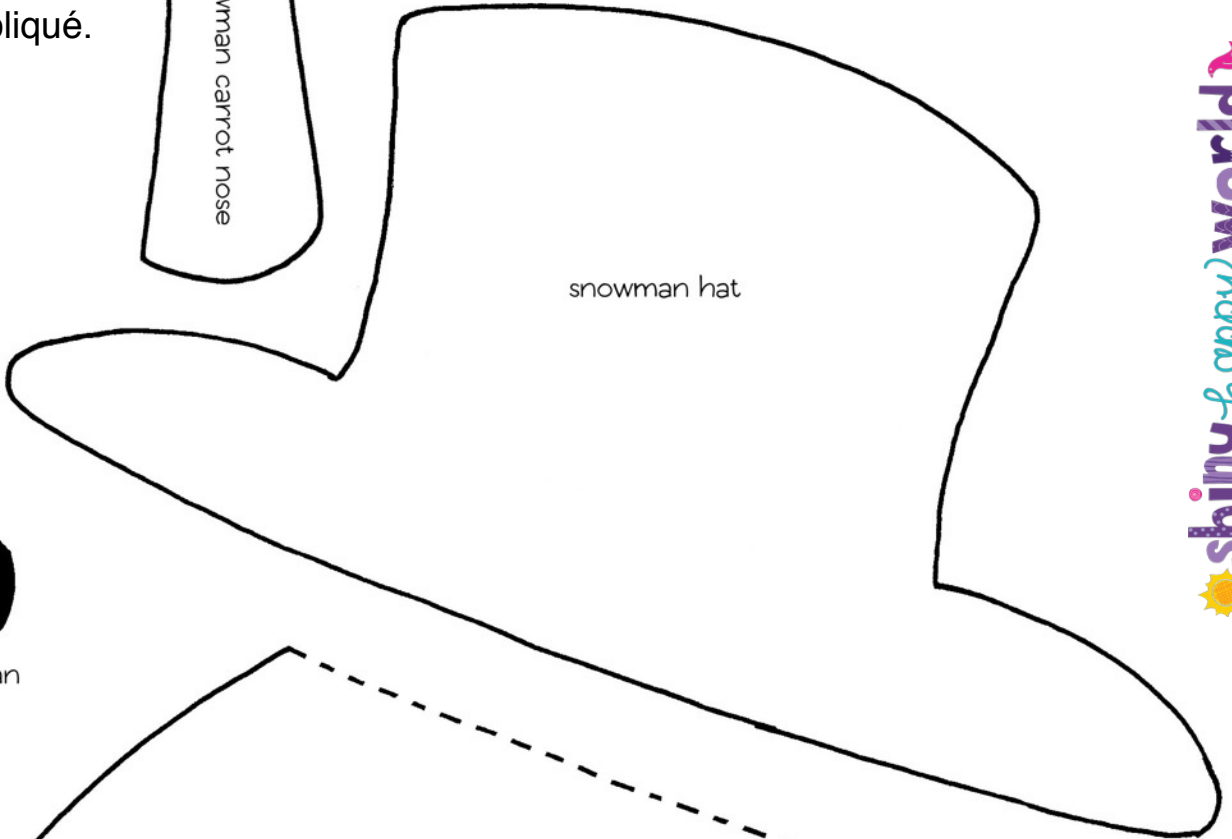

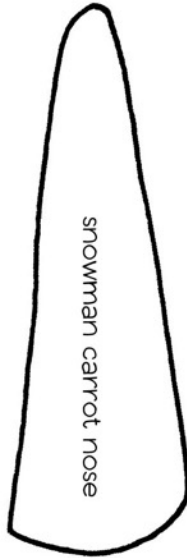


© Wendi Gratz 2015

This pattern is not available for commercial resale. That means you may not copy and sell or digitally distribute **the pattern**. You may, however, sell **items you make with the pattern**. :-)

Reversed and Exploded Pattern

For use with fusible adhesive and freezer paper appliqué.



snowman eyes

